

 LUMINYS	Training Login Instruction	
	Author: Steve Wilber, Training Manager	Date: 12/05/24

Overview:

The Luminy's Training Portal enables all of our MVP dealers to elevate their skill set by taking in-depth online training courses on Luminy's products and solutions. To access training, you must first register to become an MVP partner. Details can be found here: <https://mvpprogram.luminyscorp.com/>. Please note the Owner or designated manager of the Dealer account should be the one to register as an MVP Partner. Besides basic company information, you will need to provide the following:

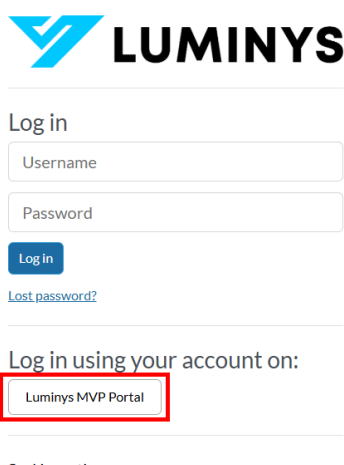
- Company DBA
- Annual Purchase Amount (USD, estimated)
- Preferred Authorized Distributor
- Tax ID (EIN) Number
- W-9 Form
- Resale Certificate

Once you submit the information, it get reviewed. Once approved, you will get login information via email with your credentials. When you get your credentials, you can start taking courses at <https://luminyscorp.info/>. However, you must follow the Login Instruction below.

Login Process and Instruction:

Logging in to the Training Portal is different from many others. We utilize a Single Sign On (SSO) process, using unified credentials so you don't have multiple passwords to remember.

First, go direct to [Luminyscorp.info](https://luminyscorp.info), or click on the training link (forthcoming) at either [Luminyscorp.com](https://luminyscorp.com) or the MVP Portal

 <p>https://luminyscorp.info Login Page</p>	<p>https://luminyscorp.info/login/index.php</p> <p>Once you get to the Luminy's Training Portal, click on the Luminy's MVP Portal button.</p>
---	--

General

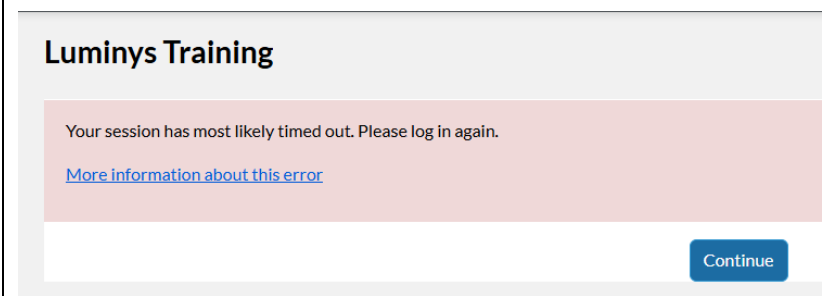
- First name !
- Last name !
- Email address
- Email visibility ? Visible to course participants
- City/town !
- Select a country !
- Timezone
- Description ?

Location-Role

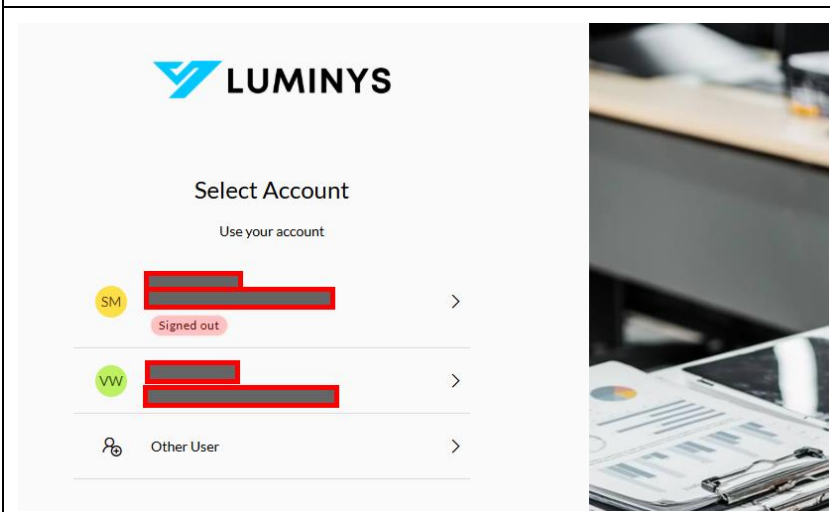
- State !
- Company Name !
- Student_Type !

If you are already logged into the MVP portal from a recent visit, you likely will get automatically re-directed back to Luminiyescorp.info, logged in there as well.

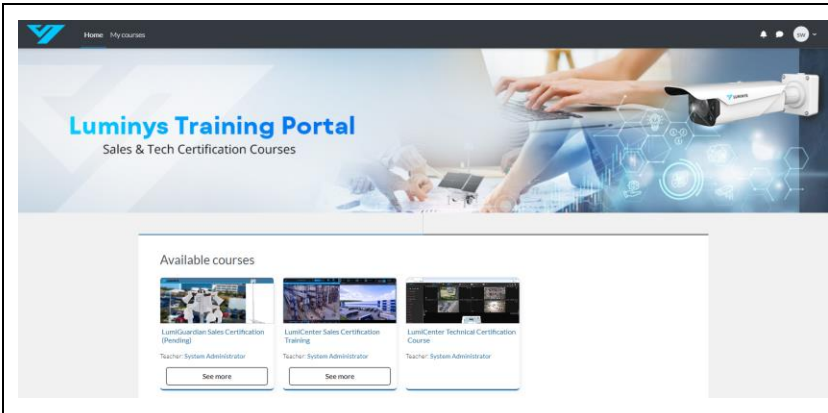
If this is the first time you've entered the Training portal, you will get prompted to complete your personal profile in Luminiyescorp.info, shown at left. You just need to add in a few details, like First/Last name, company name, etc. Required fields are marked with a Red circle with exclamation point.



If not, you might instead get this error screen, which is normal, just click continue



In which case you will be at the MVP Portal, and will need to enter your MVP credentials. Once submitted, you'll be re-directed to the training portal.



You should see the main landing page, where you can start taking courses online.

The *Sales Certification* courses focus on features, benefits, applications, as well as competitive advantages and system design tips. This will be invaluable to Salespeople as they will be able to specify and promote the best solution for their customer's application.

The *Technical Certification* courses are focused on Installation, configuration, best practices, and troubleshooting. This will be important for Technicians whom will be installing and configuring the system for optimal results.

Most courses offer certification, and the student will receive a certificate instantly upon successfully passing the course. Any non-certification courses will be clearly labelled.

Registration of additional Employees:

If you manage the company registered as an MVP partner, you may wish your employees to have access to the training site. To do so, you must follow these steps:

<p>First, the Dealer Owner (or designated person) should go to the MVP Portal https://mvpprogram.luminyscorp.com/ , and log in</p>	
	<p>Once you get to the MVP Portal, click on your MVP Profile button in the upper right. Click on "Members" button in the left column to see this screen.</p>
	<p>As the Dealer-owner, your email and name should appear as ADMIN as shown. Any new employees you wish to have training access, you should add here as additional Users, with email, first and last name. Click Save/exit, and the employees should receive their login credentials via email.</p>



Help:

Need assistance or have questions about the MVP portal or program? Please contact your regional Inside Sales Manager.

Inside Sales Account Manager - Northwest

- Traci Cano
- 949-835-3712
- traci.cano@luminyscorp.com

Inside Sales Account Manager - Southwest

- Marge Mitchell
- 949-769-3028
- Marge.Mitchell@luminyscorp.com

Inside Sales Account Manager - Canada

- Stephanie Singh
- 905-946-6884
- Stephanie.Singh@luminyscorp.com

Inside Sales Account Manager - Northeast

- Melanie Luden
- 905-946-6883
- Melanie.Luden@luminyscorp.com

Inside Sales Account Manager - Southeast

- Jocelyn Merkel
- 949-333-5269
- Jocelyn.Merkel@luminyscorp.com

